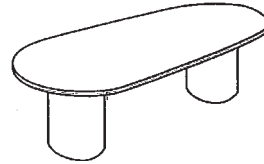
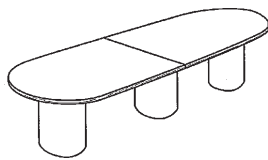


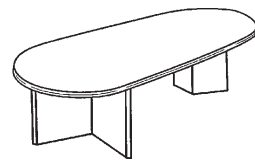
**CT-72HC** 72" Race Track Top w/ 2 Half Cylinder Bases  
**CT-84HC** 84" Race Track Top w/ 2 Half Cylinder Bases  
**CT-96HC** 96" Race Track Top w/ 2 Half Cylinder Bases  
**CT-120HC** 120" Race Track Top w/ 2 Half Cylinder Bases  
**CT-144HC** 144" Race Track Top w/ 2 Half Cylinder Bases



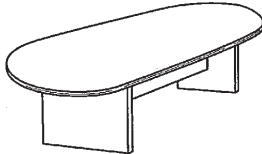
**CT-72CL** 72" Race Track Top w/ 2 Cylinder Bases\*  
**CT-84CL** 84" Race Track Top w/ 2 Cylinder Bases\*  
**CT-96CL** 96" Race Track Top w/ 2 Cylinder Bases\*  
 \* Each cylinder base consists of two half cylinders to form a full cylinder.



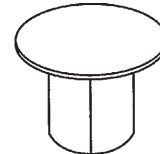
**CT-120CL** 120" Race Track Top w/ 3 Cylinder Bases\*  
**CT-144CL** 144" Race Track Top w/ 3 Cylinder Bases\*  
 \* Each cylinder base consists of two half cylinders to form a full cylinder.




**CT-84** 84" Race Track Top - w/ V Base  
**CT-96** 96" Race Track Top - w/ V Base  
**CT-120** 120" Race Track Top - w/ V Base  
**CT-144** 144" Race Track Top - w/ V Base



**CT-72** 72" Race Track Top w/ Panel End Base



**RT-36CL** 36" Round Top w/ Cylinder Base  
**RT-42CL** 42" Round Top w/ Cylinder Base  
**RT-48CL** 48" Round Top w/ Cylinder Base



**RT-36** 36" Round Top w/ X Base  
**RT-42** 42" Round Top w/ X Base  
**RT-48** 48" Round Top w/ X Base